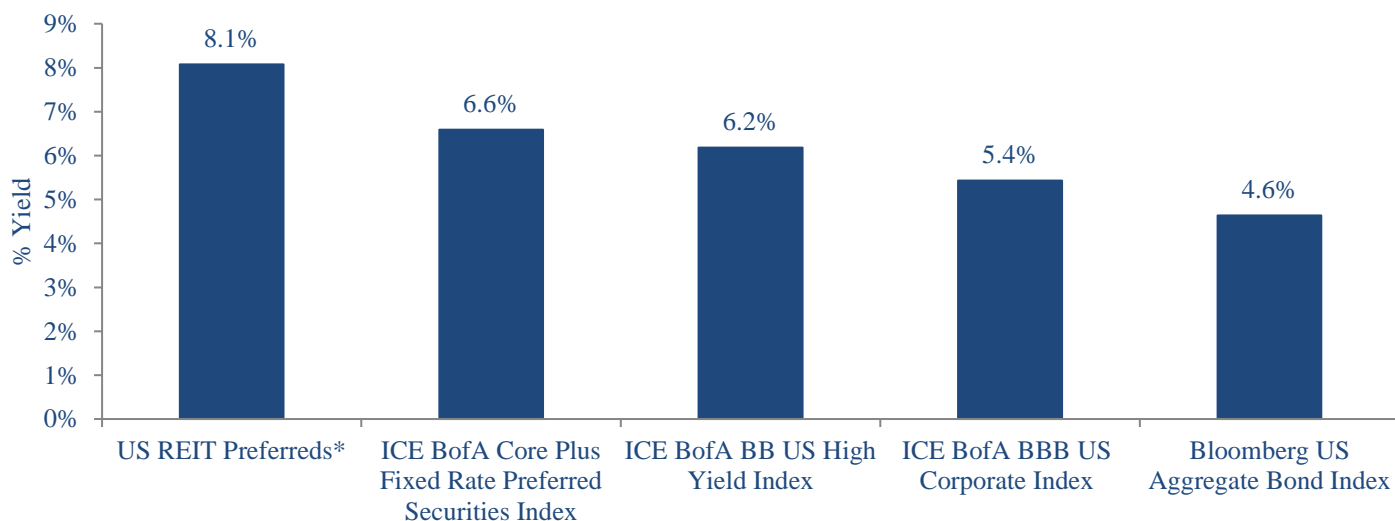


## Key Takeaways

- *Recent rally in fixed income markets has changed the landscape for income investors.*
- *Despite this rally, REIT preferred asset class yields remain attractive versus fixed income alternatives.*
- *Investor expectations regarding future Fed policy could precipitate a rotation away from money market and cash accounts into longer duration products.*

## REIT Preferred Asset Class Now Sit at Solid Spreads Vs. Various Fixed Income Alternatives



\*US REIT Preferreds is based on LDR Capital Management's proprietary database of REIT preferreds. For definition of other indices, please see Disclaimers and Disclosures. Source: LDR Capital Management, Bloomberg. As of 12/15/2023.

Investment advisory services are offered through LDR Capital Management, LLC, an SEC-registered investment adviser (SEC registration does not imply a certain level, skill, or training). Indices are not available for direct investment and index performance does not reflect the deduction of any fees or expenses. Index performance does not reflect the expenses associated with managing an actual portfolio. The data quoted represents past performance, which is no guarantee of future results. Please refer to "Disclaimers and Disclosures" at the end of this presentation for additional important information.

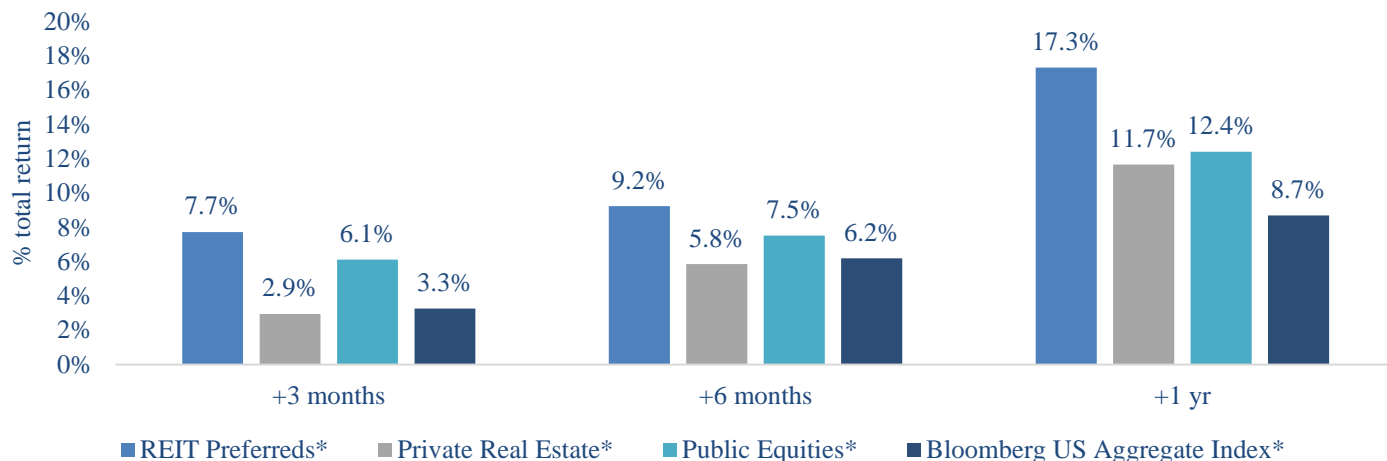
# REIT Preferreds Spreads Remain Wide Vs. Fixed Income Alternatives

12/20/2023

**L** CAPITAL  
**D** R  
**R** MANAGEMENT

## REIT Preferreds Have Historically Outperformed After the Fed Moves to the Sidelines

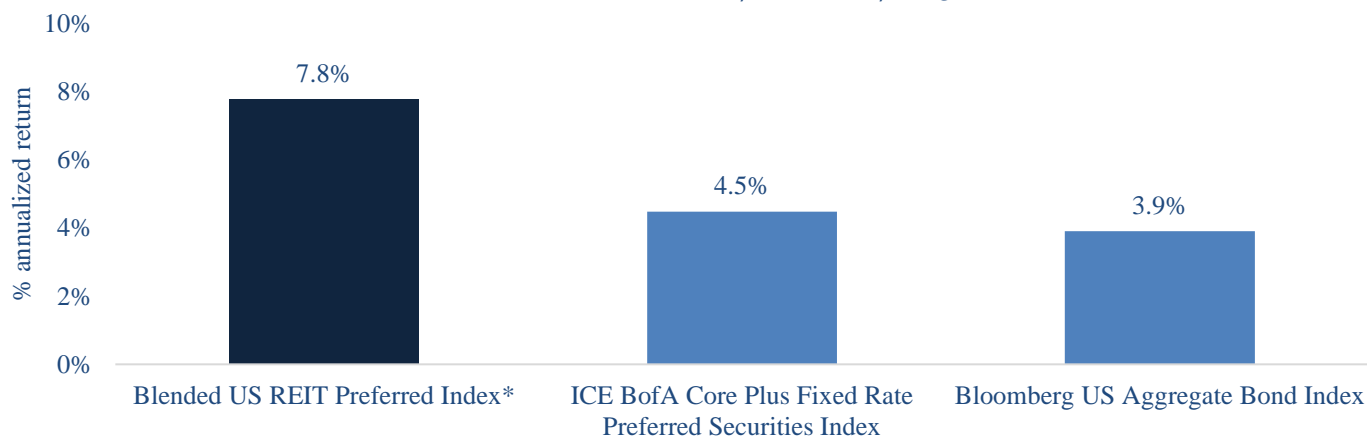
### Average Total Returns Following End of Fed Rate Hike Cycles



\*Average total returns reflects 3-month, 6-month, and 1-year total returns starting from 6/30/2000, 6/30/2006, and 12/31/2018, which represent times when the Fed stopped raising the target Fed Fund rate. REIT preferreds is the MSCI REIT Preferred Index. Private real estate is the NFI-ODCE Index. Public Equities is the S&P 500 total returns index. Source: Bloomberg.

## REIT Preferreds Have Generated Excess Returns over the Past 23+ Years

Annualized return since 1/2000 to 12/2023



\*The Blended US REIT Preferred Index is a combination of Wells Fargo Hybrid and Preferred Securities Index (WHPSR) and the MSCI REIT Preferred Index. Within the period presented, WHPSR returns are reflected from its inception date of January 2000 until the index was discontinued on 3/31/2021. MSCI REIT Preferred Index returns are reflected from 3/31/2021 to present. Source: Bloomberg. As of 12/15/2023.

Investment advisory services are offered through LDR Capital Management, LLC, an SEC-registered investment adviser (SEC registration does not imply a certain level, skill, or training). Indices are not available for direct investment and index performance does not reflect the deduction of any fees or expenses. Index performance does not reflect the expenses associated with managing an actual portfolio. The data quoted represents past performance, which is no guarantee of future results. Please refer to "Disclaimers and Disclosures" at the end of this presentation for additional important information.

# REIT Preferreds Spreads Remain Wide Vs. Fixed Income Alternatives

12/20/2023

**L** CAPITAL  
**D**  
**R** MANAGEMENT

## DISCLAIMERS AND DISCLOSURES

### General

This document has been prepared by LDR Capital Management, LLC ("LDR") for informational purposes only. This document should not be construed as providing any investment, legal, tax or other advice to you and must not be relied upon as such. Further, it does not constitute an offer to sell any securities, the solicitation of an offer to buy any securities or a recommendation or endorsement of any securities or other financial instruments. An investment in REIT preferred securities is suitable only for qualified investors that fully understand the risks of such investment and have no need for liquidity in such investment. You should consult your professional advisors on the suitability and legal, tax and economic consequences of an investment in such instruments.

This document and any opinions contained herein are current only as of the date appearing on the first page unless otherwise noted, are subject to change without notice, and are based upon numerous factors, such as further analyses, economic, market, political and other conditions that may impact the U.S. REIT preferred market. LDR disclaims any obligation to update this document to reflect subsequent developments and expressly disclaims liability for errors or omissions herein to the extent permitted by law. Certain information contained herein has been obtained from sources prepared by other parties, which in some instances has not been updated through the date hereof. While such information is believed to be reliable for the purpose used herein, no representations or warranties, expressed or implied, are made regarding the accuracy, reliability or completeness of the information herein nor its appropriateness for any use which any recipient may choose to make of it. All statements made within this document are opinions of LDR and should not be construed as investment advice or recommendations. There is no assurance that such views are correct or will prove to be correct over time.

This document contains certain forward-looking statements. Such statements are subject to several assumptions, risks and uncertainties which may cause actual results, performance or achievements to be materially different from future results, performance or achievements expressed or implied by these forward-looking statements or projections. You are cautioned not to invest based on these forward-looking statements. Any prospective investment, projection, forecast or return on investment illustrations herein is for illustrative purposes only, and actual investments and returns may vary materially from those illustrated or anticipated.

There are several risks associated with investing in real estate of which investors must be aware, which may include, but are not limited to, fluctuations in the value of underlying properties, defaults by borrowers or tenants, market saturation, changes in general and local operating expenses, and other economic, political or regulatory occurrences affecting companies in the real estate industry. In addition to those in general, investing in REITs involves certain other risks related to their structure and focus, which can include, but are not limited to, dependency upon management skills, limited diversification, the risks of locating and managing financing for projects, heavy cash flow dependency, possible default by borrowers, the costs and potential losses of self-liquidation of one or more holdings, the risk of a possible lack of mortgage funds and associated interest rate risks, overbuilding, property vacancies, increases in property taxes and operating expenses, changes in zoning laws, losses due to environmental damages, changes in neighborhood values and appeal to purchasers, the possibility of failing to maintain exemptions from registration under the Investment Company Act of 1940 and, in many cases, relatively small market capitalization, which may result in less market liquidity and greater price volatility. REITs are also subject to the risk that the real estate market may experience an economic downturn generally, which may have a material effect on the real estate in which the REITs invest and their underlying portfolio securities. Investors should carefully consult all offering and legal documents to ensure suitability before investing.

### LDR Database Definitions

LDR's calculations regarding REIT preferreds described herein are derived from its proprietary database, which strives to track the performance and valuation metrics for all currently outstanding publicly-traded REIT preferreds issued in North America (excluding \$1000-par preferreds, as they are not exchange-listed). LDR's proprietary database does not include historical data, so references to historical yields and returns prior to 9/30/22 are based on relevant indices, as noted. Overall issuance data, where indicated, includes U.S. and Canada-issued fixed-rate and convertible REIT preferreds. Yield data consists only of U.S.-issued fixed-rate preferreds. All pricing and trading data for the database are derived from Bloomberg.

### Use of Indices

The market index information shown herein is for illustrative purposes only and is included to show relative market performance and other metrics for the indicated periods. The indices presented do not represent any LDR account; no such account will seek to replicate an index. Market participants cannot invest directly in an index; indexes are not actively managed, subject to management fees, broker commissions or other expenses, and investors should not rely on them as accurate means of comparison.

### Indices

REIT Preferreds is based on the LDR Capital Management proprietary database. Overall Preferreds are represented by the ICE BofA Core Plus Fixed Rate Preferred Securities Index, which tracks the performance of fixed U.S. dollar-denominated preferred securities issued in the U.S. domestic market. Bloomberg US Aggregate Bond Index tracks the performance of investment grade, U.S. dollar-denominated, fixed-rate taxable bonds, including Treasuries, government-related and corporate securities, MBS, ABS and CMBS. High Yield Bonds are represented by the ICE BofA BB US High Yield Index which tracks the performance of the U.S. dollar-denominated below investment grade corporate debt rate BB1 through BB3 publicly issued in the U.S. domestic market. Investment Grade Bonds use the ICE BofA BBB US Corporate Index which tracks the performance of U.S. dollar-denominated investment grade corporate debt rates BBB1 through BBB3 publicly issued in the U.S. domestic market. Municipal Bonds use the Bloomberg Municipal Bond Total Return Index, which covers the USD-denominated long-term tax-exempt bond market. The TNX Index represents the U.S. 10-Year Treasury. NFI-ODCE Index stands for Open-end Diversified Core Equity index, which is a capitalization weighted index that tracks the return of open-end core real estate funds. Qualified Dividend Income ("QDI") are ordinary dividends that meet specific criteria to be taxed at the lower long-term capital gains tax rate of 20% rather than at the higher tax rate for an individual's ordinary income.